


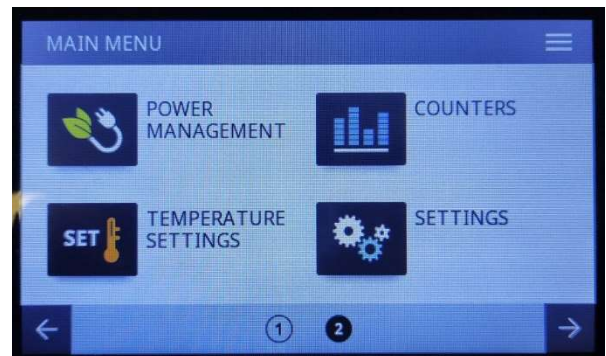
HOW TO RESET MAINTENANCE ALARM


AURELIA WAVE DIGIT/T3

Press icon  to access in the menu.




Press icon  to access the settings page.




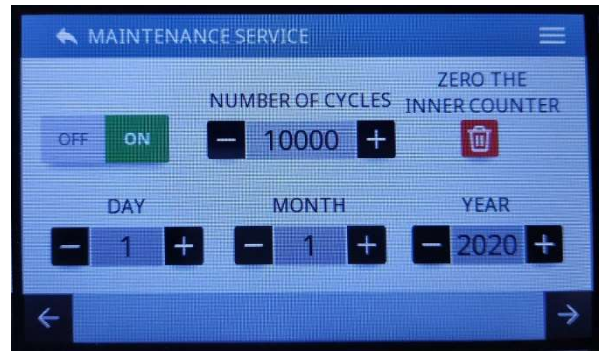
Press icon  to access the alarms page.




Press icon  to access the maintenance alarm page.



Press icon  for five seconds to reset the maintenance alarm.

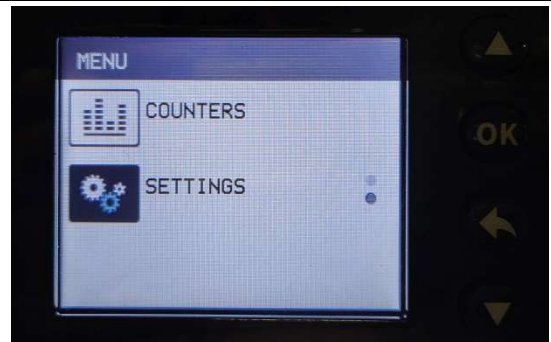


AURELIA WAVE VOL

Enter in the menu  using the buttons on the right side of the screen.



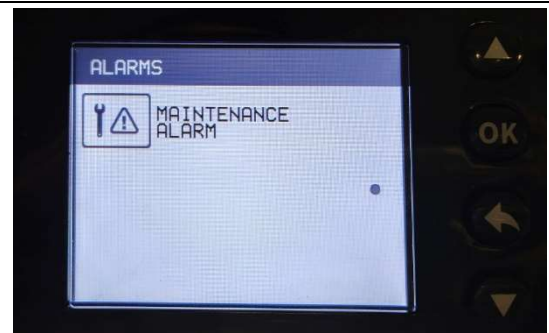
Press the icon  settings.



Press the icon  alarms.



Press the icon  maintenance alarms.




Choose the button ON and press the button OK until "MAINTENANCE RESET" is shown.



AURELIA II

Enter in the maintenance page of the menu.



To reset the inner counter, keep the  key pressed until "MAINTENANCE RESET" is shown. Once having carried out the modifications or having cancelled the maintenance counter, switch the machine off and then on again.

